

# LIVING QUARTERS





## NEWLY REDESIGNED INTERIOR DÉCOR PACKAGES

We're excited to unveil newly redesigned interior décor packages, including the Glacier Ash and Urban Saddle. These can be outfitted within any of our Exiss living quarters horse trailers, including our Express, Escape, STC and Endeavor models, and with any of the current floorplans. Life on the road is anything but ordinary in an Exiss living quarters!





# OF INTERIORS

## WE STAND BEHIND OUR TRAILERS!

To demonstrate confidence in our trailers, Exiss horse trailers come standard with a fully transferrable, 3-year limited, 8-year structural warranty.



# GLACIER ASH



## EXPERTLY DESIGNED.

The new Glacier Ash offers a blend of modern design and refined features and touches to create the ultimate space to relax and unwind during your downtime. The attention to detail and quality is reflected in every feature. The Exiss Glacier Ash interior is tailored to your lifestyle, complete with all the amenities of home and more.


### *unique features*

- New Modern *THINSCAPE*® Solid Surface Countertop with Full Height Backsplash
- Under-mount LED Courtesy Lights (optional)
- New Modern Sofa Design with Cupholders
- Under-mount Black Stainless Sinks with New Faucet Styles
- New 27" Single Basin Kitchen Sink (on most models)
- Brushed Gold Door Pulls
- New, Larger Microwave
- New Flush Floor Slideout











# U R B A N   S A D D L E



## DYNAMICALLY STYLED.

The new Urban Saddle delivers a warm and welcoming interior with a western vibe crafted to give you the comfortable space you desire while traveling with your horses. Infused with light and natural elements, the new Urban Saddle interior will elevate your home away from home to the next level.

### *unique features*

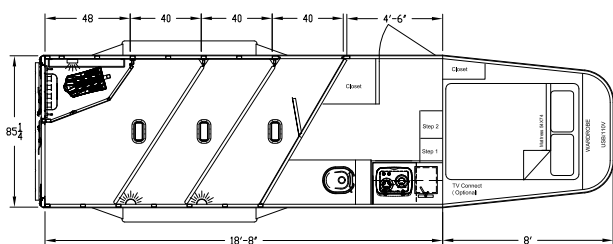
- Black Veined *THINSCAPE*® Solid Surface Countertop with Full Height Backsplash in Kitchen & Bathroom
- Matte Black Faucets & Hardware Throughout Kitchen & Bathroom
- Natural Light Wood Cabinets with Deep Brown Accents
- Updated Media System
- Farmhouse Inspired Black Metal Accents on Valances & Pocket Door
- New Plush, Modern Sofa Design with Cupholders & USB Chargers
- New, Larger TV
- New, Larger Microwave
- Under-mount LED Courtesy Lights (optional)



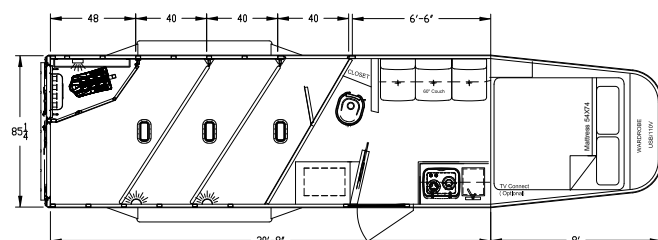


# ESCAPE LQ

The Exiss Escape Living Quarters models offer an incredible value for today's horse owner. These stylish living quarters models offer exceptional options in a cost effective package, giving you the perfect trailer for any adventure.



MODEL 7304



MODEL 7306



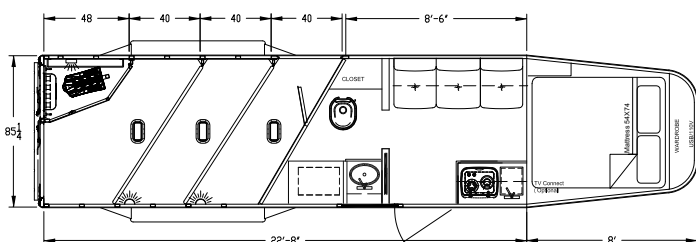


## GENERAL FEATURES

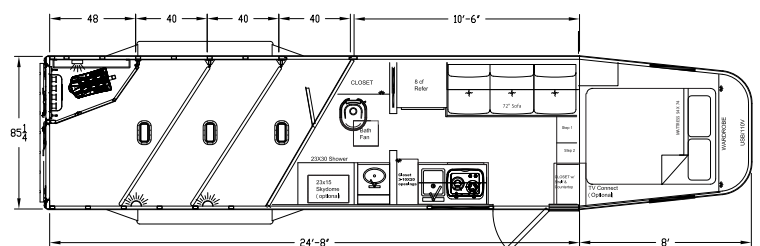
- 7'8" inside height – 7' outside width
- Available in 2H, 3H and 4H versions
- All aluminum construction w/ single piece aluminum roof
- Interlocking extruded plank flooring w/ 2" x 4" I-beams
- (2) Rubber torsion axles w/ electric brakes
- (5) 16" aluminum wheels w/ 10 ply tires (includes spare)
- Single leg hydraulic jack
- Heavy-duty drop down feed doors on streetside of trailer
- Large 27" x 31" sliding windows on curbside of trailer
- Saddle rack, blanket bar, brush tray and halter hooks in rear tack
- LED brake lights, running lights & load light at rear of trailer
- Padded slant stall dividers w/ patented slam latch
- Streetside access door at front stall (3H and 4H only)
- 55/45 rear doors w/ 19" x 26" window in load door

## INTERIOR FEATURES

- 4', 6', 8' or 10' living quarters w/ spacious layouts
- All LED lighting in trailer's interior
- Upgraded cabinetry and living quarters components
- 13,500 BTU air conditioner and 20,000 BTU furnace
- Full kitchen with gas stove, microwave and refrigerator; Stainless steel appliances standard
- Bathroom with large shower with skydome above, powered vent
- Carpeted bedroom with full innerspring mattress
- Jackknife sofa (6', 8' and 10' models)
- Bluetooth enabled stereo w/ AM/FM/CD/DVD with inside and outside speakers
- Walk thru door to horse area



**MODEL 7308**



**MODEL 7310 (Optional Slideout Available)**

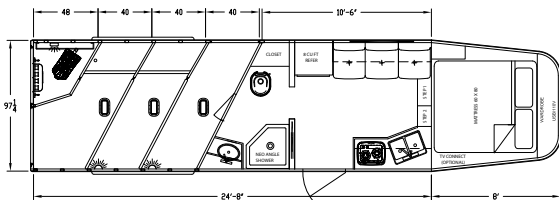




# ENDEAVOR LQ

The Exiss Endeavor is ultimate convenience on the road! From the quality touches in the living quarters to the durable and safe features in the horse area, this trailer is suited for a high level of comfort and style!

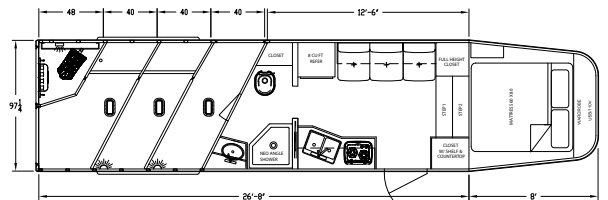
MODEL  
8310 LQ - A



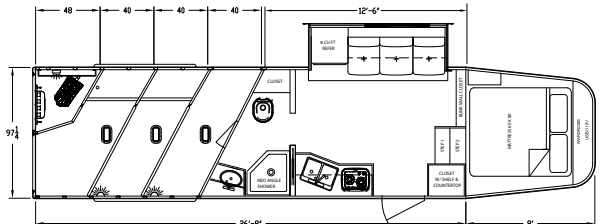
MODEL  
8310 LQ - B



MODEL  
8312 LQ - A



MODEL  
8312 LQ - B





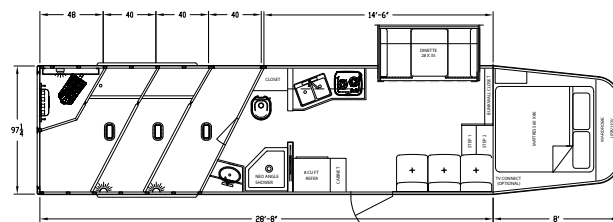


## GENERAL FEATURES

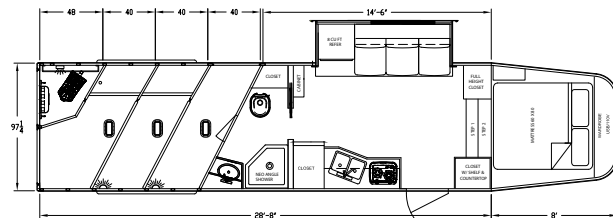
- 7'8" inside height – 8'0" outside width
- 3H and 4H versions (option for 2H available)
- All aluminum construction w/ single piece aluminum roof
- Interlocking extruded plank flooring w/ 2" x 4" I-beams
- (2) Rubber torsion axles w/ electric brakes
- (5) 16" aluminum wheels w/ 10-14 ply tires (includes spare)
- Single or dual leg hydraulic jack (depending on floorplan)
- Heavy-duty drop down feed doors on streetside of trailer
- Heavy-duty manger doors on streetside of trailer
- Large 27" x 31" sliding windows on curbside of trailer
- Saddle rack, blanket bar, brush tray & halter hooks in rear tack
- LED brake lights, running lights and load light at rear of trailer
- Padded slant stall dividers w/ patented slam latch
- 55/45 rear doors w/ 19" x 26" window in load door
- Horse area walls & ceiling insulated and lined with white aluminum

## INTERIOR FEATURES

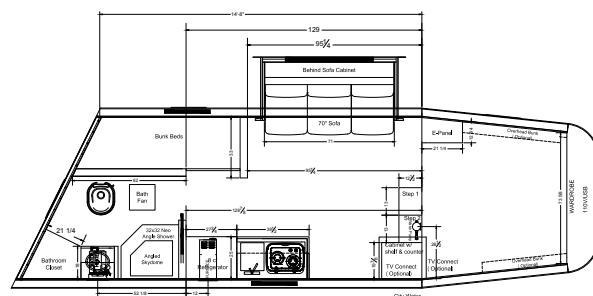
- 10', 12', 14' or 16' living quarters w/ spacious layouts
- All LED lighting in trailer's interior
- Upgraded cabinetry and living quarters components
- 13,500 BTU air conditioner and 20,000 BTU furnace
- Full kitchen with gas stove, microwave and 8 cu refrigerator; Stainless steel appliances standard
- Bathroom with radius shower, skydome above shower, powered vent and ample storage
- Carpeted bedroom with queen innerspring mattress
- Bluetooth enabled stereo w/ AM/FM/CD/DVD with inside and outside speakers



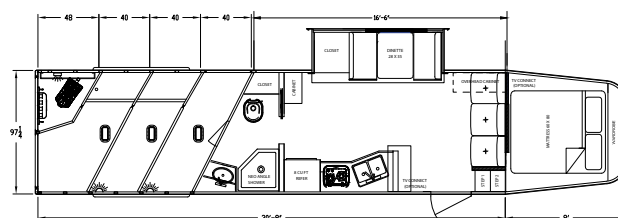
MODEL 8314 LQ - A



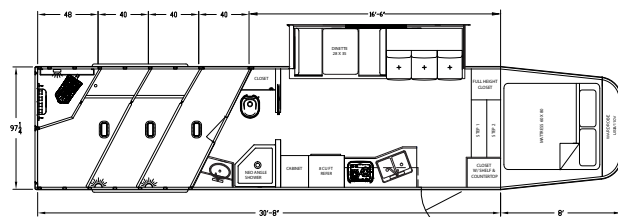
MODEL 8314 LQ - B



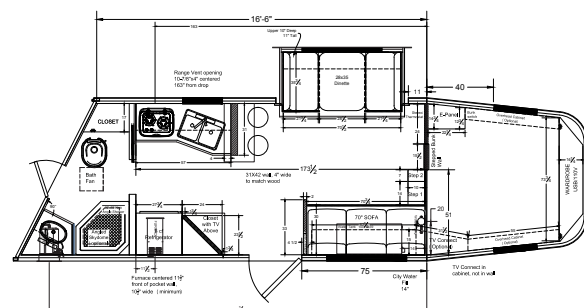
MODEL 8314 LQ - C



MODEL 8316 LQ - A



MODEL 8316 LQ - B



MODEL 8316 LQ - C

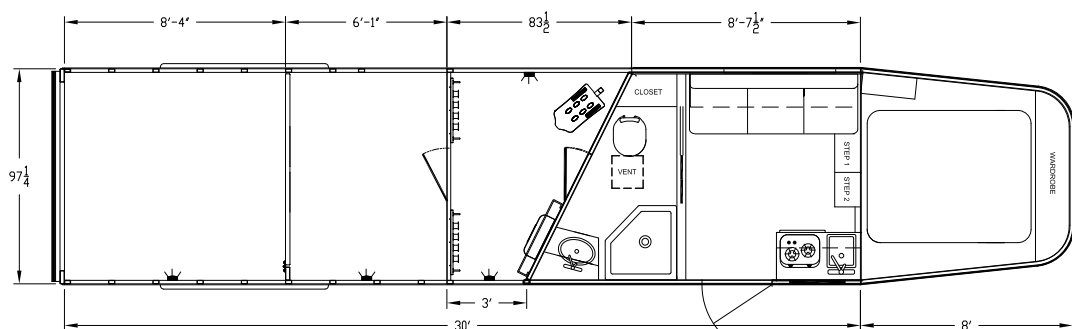




# STOCK COMBO LQ

A Stock Combo LQ from Exiss provides you with a tremendous amount of versatility and an impressive amount of space for your life on the road. This trailer is designed for the horse owner who wants to do it all!

MODEL  
STC 8030 LQ







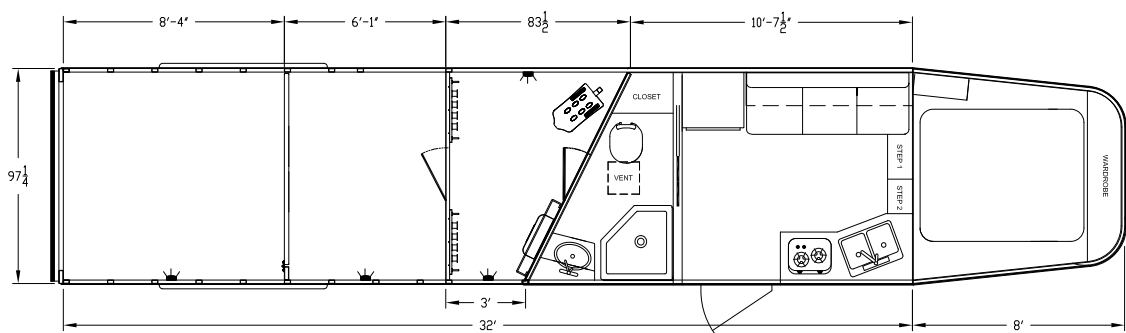
## GENERAL FEATURES

- 7'2" or 7'8" inside height - 8' outside width
- All aluminum construction w/ single piece aluminum roof
- Interlocking extruded plank flooring w/ 2" x 4" I-beams
- (2) 8,000 lb. rubber torsion axles w/ electric brakes
- Five 16" 8 hole aluminum wheels w/ 14 ply Goodyear tires
- Tear drop fenders
- Single leg hydraulic jack
- .040 side sheets with stainless nose
- All LED lighting interior and exterior
- Four outside tie rings per side
- Breakaway switch w/ battery and slip hook safety chains
- Two camper doors w/ windows and screens
- Dual aluminum battery box & dual propane tanks under gooseneck
- Pie shaped mid tack with 3' short wall
- Four horse saddle rack
- Two sets of 6 halter hooks, blanket bar, brush tray
- Two air gaps with plexiglas tracks in stock area
- Heavy-duty streetside unload door (w/ matching air gaps)
- Full swing center gate w/ hold back
- Full swing rear door (w/ slider & matching air gaps)

## INTERIOR FEATURES

- 8' (8030 model) or 10' (8032 model) living quarter w/ spacious layout
- All LED lighting in trailer's interior
- Upgraded cabinetry and living quarters components
- 13,500 BTU air conditioner and 20,000 BTU furnace
- Full kitchen with gas stove, microwave and refrigerator; Stainless steel appliances standard
- Bathroom with radius shower, skydome above shower, powered vent and ample storage
- Carpeted bedroom with queen innerspring mattress
- Bluetooth enabled stereo w/ AM/FM/CD/DVD with inside and outside speakers

MODEL  
STC 8032 LQ





# EXPRESS LQ

The Exiss Express living quarters horse trailers offer an incredible value for today's horse owner. The stylish living quarters models offers unsurpassed versatility in a cost effective package, giving you the perfect trailer for any adventure!

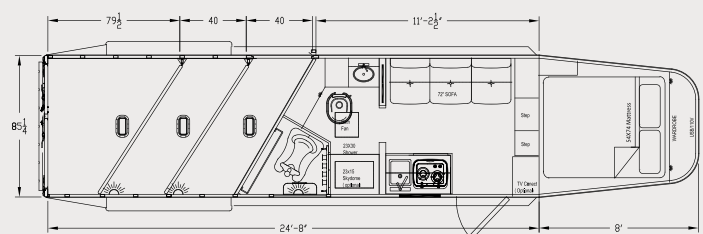


## GENERAL FEATURES

- 7'2" inside height – 7' outside width
- Available in 2H, 3H and 4H versions
- All aluminum construction w/ single piece aluminum roof
- Interlocking extruded plank flooring w/ 2" x 4" I-beams
- (2) rubber torsion axles w/ electric brakes
- (5) 16" aluminum wheels w/ 10 ply tires (includes spare)
- Single leg hydraulic jack
- Two air gaps (CX); Streetside drop feed windows w/ drop down bars & two curbside air gaps (CXF); Streetside drop feed windows w/ drop down bars & curbside windows w/ bars and screens (SS)
- LED brake lights, running lights & load light at rear of trailer
- Slant stall dividers w/ patented slam latch
- Streetside access door at front stall (3H and 4H only)
- Full swing rear gate (CX & CXF); Double rear doors (SS)
- 11.5 sq. ft. side tack with saddle rack, blanket bar, brush tray & halter hooks

## INTERIOR FEATURES

- 11'2" short wall living quarters
- All LED lighting in trailer's interior
- Vinyl wrapped cabinet faces, doors and trims
- 13,500 BTU air conditioner and 20,000 BTU furnace
- Kitchen with gas stove, microwave and refrigerator; Stainless steel appliances standard
- Bathroom with large shower with skydome above, powered vent and ample storage
- Carpeted bedroom with full mattress
- Jackknife sofa (dinette optional)
- Bluetooth enabled stereo w/ AM/FM/CD/DVD with inside and outside speakers



MODEL 7311



# TECHNICAL SPECIFICATIONS

TRAILER MODEL	SIZE	STALLS	GVWR	AXLE SIZE	EMPTY WEIGHT
EXPRESS 2H LQ (11' SHORTWALL)	7' X 21'4"	2 HORSE	10,400 LBS	(2) 5,200 LBS	6,800 - 6,900 LBS
EXPRESS 3H LQ (11' SHORTWALL)	7' X 24'8"	3 HORSE	12,000 LBS	(2) 6,000 LBS	7,300 - 7,400 LBS
EXPRESS 4H LQ (11' SHORTWALL)	7' X 28'0"	4 HORSE	13,500 LBS	(2) 6,000 LBS	7,800 - 7,900 LBS
ESCAPE 7204 LQ	7' X 15'4"	2 HORSE	10,400 LBS	(2) 5,200 LBS	5,800 LBS
ESCAPE 7206 LQ	7' X 17'4"	2 HORSE	10,400 LBS	(2) 5,200 LBS	6,200 LBS
ESCAPE 7208 LQ	7' X 19'4"	2 HORSE	10,400 LBS	(2) 5,200 LBS	6,500 LBS
ESCAPE 7210 LQ	7' X 21'4"	2 HORSE	10,400 LBS	(2) 5,200 LBS	6,800 LBS
ESCAPE 7210 GLQ	7' X 21'4"	2 HORSE	10,400 LBS	(2) 5,200 LBS	7,100 LBS
ESCAPE 7304 LQ	7' X 18'8"	3 HORSE	10,400 LBS	(2) 5,200 LBS	6,400 LBS
ESCAPE 7306 LQ	7' X 20'8"	3 HORSE	10,400 LBS	(2) 5,200 LBS	6,700 LBS
ESCAPE 7308 LQ	7' X 22'8"	3 HORSE	12,000 LBS	(2) 6,000 LBS	7,000 LBS
ESCAPE 7310 LQ	7' X 24'8"	3 HORSE	12,500 LBS	(2) 6,000 LBS	7,300 LBS
ESCAPE 7310 GLQ	7' X 24' 8"	3 HORSE	12,500 LBS	(2) 6,000 LBS	7,600 LBS
ESCAPE 7404 LQ	7' X 22'0"	4 HORSE	12,000 LBS	(2) 6,000 LBS	7,000 LBS
ESCAPE 7406 LQ	7' X 24'0"	4 HORSE	12,000 LBS	(2) 6,000 LBS	7,300 LBS
ESCAPE 7408 LQ	7' X 26'0"	4 HORSE	12,500 LBS	(2) 6,000 LBS	7,600 LBS
ESCAPE 7410 LQ	7' X 28'0"	4 HORSE	12,500 LBS	(2) 6,000 LBS	7,900 LBS
ESCAPE 7410 GLQ	7' X 28'0"	4 HORSE	13,500 LBS	(2) 6,000 LBS	8,200 LBS
ENDEAVOR 8210 LQ - A	8' X 21'4"	2 HORSE	14,000 LBS	(2) 7,000 LBS	7,400 LBS
ENDEAVOR 8310 LQ - A	8' X 24'8"	3 HORSE	14,000 LBS	(2) 7,000 LBS	8,200 LBS
ENDEAVOR 8410 LQ - A	8' X 28'0"	4 HORSE	14,000 LBS	(2) 7,000 LBS	9,000 LBS
ENDEAVOR 8210 GLQ- B	8' X 21'4"	2 HORSE	14,000 LBS	(2) 7,000 LBS	7,800 LBS
ENDEAVOR 8310 GLQ- B	8' X 24'8"	3 HORSE	14,000 LBS	(2) 7,000 LBS	8,600 LBS
ENDEAVOR 8410 GLQ - B	8' X 28'0"	4 HORSE	14,000 LBS	(2) 7,000 LBS	9,400 LBS
ENDEAVOR 8312 LQ - A	8 X 26'8"	3 HORSE	14,000 LBS	(2) 7,000 LBS	8,600 LBS
ENDEAVOR 8412 LQ - A	8 X 30'0"	4 HORSE	14,000 LBS	(2) 7,000 LBS	9,400 LBS
ENDEAVOR 8312 GLQ - B	8 X 26'8"	3 HORSE	14,000 LBS	(2) 7,000 LBS	9,000 LBS
ENDEAVOR 8412 GLQ - B	8 X 30'0"	4 HORSE	14,000 LBS	(2) 7,000 LBS	9,800 LBS
ENDEAVOR 8314 GLQ - A	8' X 28'8"	3 HORSE	14,000 LBS	(2) 7,000 LBS	9,400 LBS
ENDEAVOR 8414 GLQ - A	8' X 32'0"	4 HORSE	16,000 LBS	(2) 8,000 LBS	10,200 LBS
ENDEAVOR 8314 GLQ - B & C	8' X 28'8"	3 HORSE	14,000 LBS	(2) 7,000 LBS	9,400 LBS
ENDEAVOR 8414 GLQ - B & C	8' X 32'0"	4 HORSE	16,000 LBS	(2) 8,000 LBS	10,200 LBS
ENDEAVOR 8316 GLQ - A	8' X 30'8"	3 HORSE	16,000 LBS	(2) 8,000 LBS	9,800 LBS
ENDEAVOR 8416 GLQ - A	8' X 34'0"	4 HORSE	16,000 LBS	(2) 8,000 LBS	10,600 LBS
ENDEAVOR 8316 GLQ - B & C	8' X 30'8"	3 HORSE	16,000 LBS	(2) 8,000 LBS	9,800 LBS
ENDEAVOR 8416 GLQ - B & C	8' X 34'0"	4 HORSE	16,000 LBS	(2) 8,000 LBS	10,600 LBS
STC 8030 LQ	8' X 30'0"	4 HORSE	16,000 LBS	(2) 8,000 LBS	8,400 LBS
STC 8032 LQ	8' X 32'0"	4 HORSE	16,000 LBS	(2) 8,000 LBS	8,600 LBS



## FEATURES + SPECS



**LED LIGHTING** - more energy efficient and generates higher quality light



**FLOORPLANS** - available in several lengths, these designs make use of every inch of the interior



**TRAILER NOSE** - The large (8' long) Exiss nose allows for more depth and height in the bunk area



**FEED DOORS** - Feed doors provide maximum airflow, a rugged look and a durable design



**WHEELS** - Exiss offers five high-quality, polished aluminum wheels (including a spare tire)



**HORSE AREA** - The Exiss horse area provides a safe and secure environment for your horse



For more information, use your smartphone's QR reader to find out more about the Exiss lineup.

900 E. Trail Blvd. | El Reno, OK 73036 | [www.exiss.com](http://www.exiss.com) | [sales@exiss.com](mailto:sales@exiss.com) | 1-877-553-9477

In keeping with its policy of continuous improvement, Exiss reserves the right to make specification changes at any time without notice or obligation. All dimensions listed in this brochure are approximate. Illustrations may include optional equipment.

© 2023 Exiss | Version 23.9